

## Your Child's Virtual Autism Assessment

Thank you for agreeing to try a virtual assessment which will help our information gathering to see whether your child meets the diagnostic criteria for Autism. The information which we gather from the virtual assessment will be carefully considered alongside all the other information that we have already (telephone assessment, school information, Paediatrician information).

If there are problems setting up, the clinician will call you, or you can call the SPA on 0300 247 0090

### Appointment Details

**Date:**

**Time:**

**Clinician:** Lara Ellender, Specialist Speech and Language Therapist and Autism Practitioner



### You will need:

- Charged phone or tablet, or laptop with webcam and Chrome browser
- Wifi
- A short turn taking game e.g. snap, pairs, Dobble, Jenga, a deck of playing cards (the aim of this activity is for us to be able to observe you and your child playing a simple game, it doesn't matter what it is)
- Your child needs **five** small random items such paperclip, toy car, elastic band, milk bottle top, egg cup, peg, dolls house furniture, Lego accessories (hat/wheel/tool).
- Pen and paper
- Somewhere comfortable to sit and watch the screen, a kitchen / dining room table or desk is ideal.

### Virgin Care

w: [www.virginicare.co.uk](http://www.virginicare.co.uk)

Registered office: Virgin Care Services Limited, The Heath Business and Technical Park, Runcorn, Cheshire WA7 4QX.

Registered in England and Wales: Number 7557877

*Send any correspondence to the address listed at the top of this letter*

## What will happen?

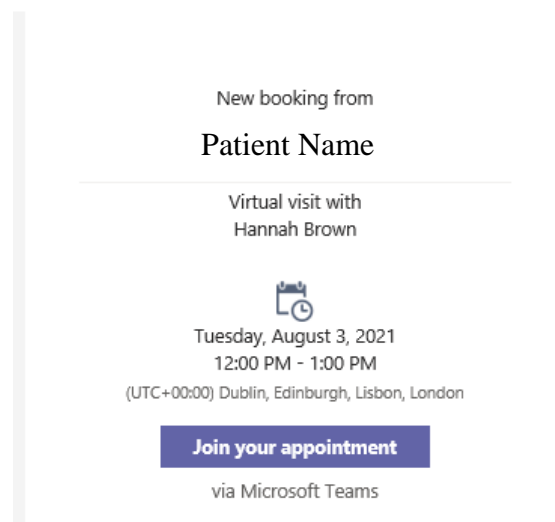
There are two parts to the assessment.

1. We would like to watch you and your child playing and talking together. It doesn't matter if this doesn't seem to go to plan! Seeing you and your child will help the assessment. We may offer some suggestions.
2. We would like to talk with your child, ask them some questions and possibly carry out some more activities. Please leave your child to talk to the therapist about a variety of topics. Feel free to be around in the background or in a nearby room.

After the assessment, we will need some time to look at all the information and we will call you via telephone at a later point to let you know what the plan is for the next steps.

## Setting up the session


- Please sit down with your child at a table and ensure the phone or computer is positioned so that the therapist can see you both.
- Please use the Microsoft Team meeting link that you should have been sent. The appointment link should look like this:



Please check your junk if you haven't received it the email in your inbox. You can move it into your inbox. It may be beneficial to add the date and time of your appointment to your mobile device and/or desktop/laptop/calendar by selecting the date/time from the invite. If you cannot find the link please contact the clinician on 0300 247 0090.

You can join from any device i.e. smartphone, tablet or laptop/computer

1. Locate your email appointment in your inbox
2. Click on 'Join Microsoft Team Meeting'

 **Important**, you must download the Microsoft Teams app to your mobile phone and/or tablet prior to the meeting. You will also be prompted to do this when you click on the link. You will not have to register and will only need to join as a guest

## Virgin Care

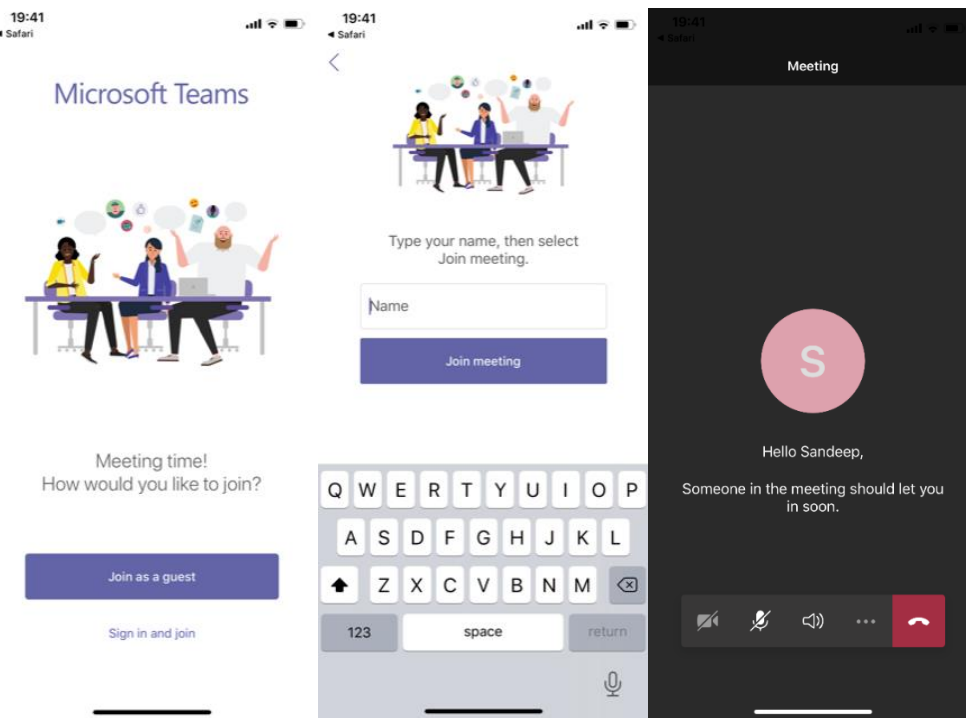
w: [www.virginicare.co.uk](http://www.virginicare.co.uk)

Registered office: Virgin Care Services Limited, The Heath Business and Technical Park, Runcorn, Cheshire WA7 4QX.

Registered in England and Wales: Number 7557877

Send any correspondence to the address listed at the top of this letter

## Mobile Device



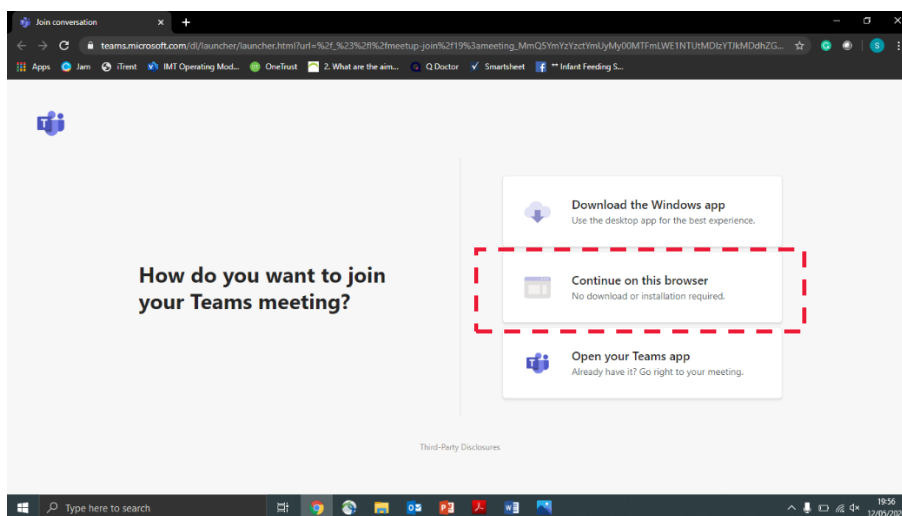
1. Once you have downloaded the app from the app store, click **Join as a guest**

2. Add your name and click **'Join meeting'**  
Ensure when prompted you allow your microphone and camera to be accessed

3. You will enter a lobby until a member of the team admits you to the meeting

## Web Browser

1. If you are using a desktop or laptop you can join your meeting by selecting 'continue on this browser' without having to download or install additional programmes



## Virgin Care

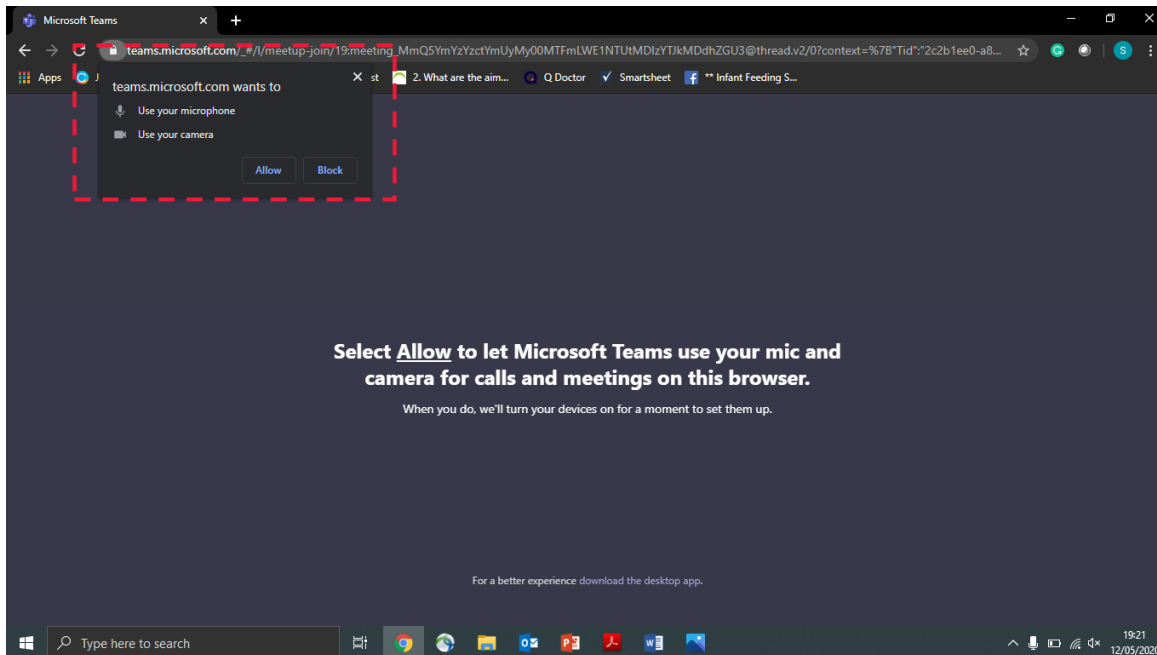
w: [www.virginicare.co.uk](http://www.virginicare.co.uk)

Registered office: Virgin Care Services Limited, The Heath Business and Technical Park, Runcorn, Cheshire WA7 4QX.

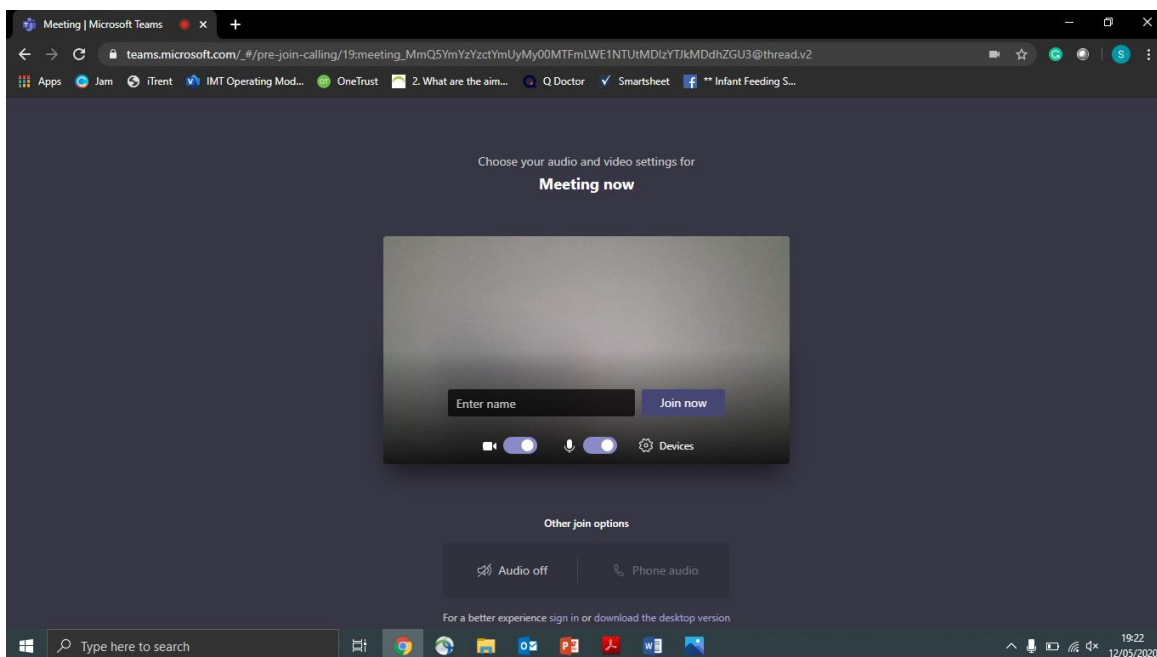
Registered in England and Wales: Number 7557877

Send any correspondence to the address listed at the top of this letter

2. You will be prompted for teams.microsoft.com to access your microphone and camera



3. Please enter your name, ensure the camera and microphone are turned on and click 'Join now'



4. You will enter a lobby until a member of the team admits you to the meeting

### Virgin Care

w: [www.virginicare.co.uk](http://www.virginicare.co.uk)

Registered office: Virgin Care Services Limited, The Heath Business and Technical Park, Runcorn, Cheshire WA7 4QX.

Registered in England and Wales: Number 7557877

*Send any correspondence to the address listed at the top of this letter*



## Ending a call

Once the call is complete, disconnect the call by pressing the red phone icon.

We hope the virtual assessment will be relaxed and fun. Please don't worry if anything seems to go wrong; we can talk you through each part of the assessment if needed. We look forward to seeing you and your child soon!



## Virgin Care

w: [www.virginicare.co.uk](http://www.virginicare.co.uk)

Registered office: Virgin Care Services Limited, The Heath Business and Technical Park, Runcorn, Cheshire WA7 4QX.

Registered in England and Wales: Number 7557877

*Send any correspondence to the address listed at the top of this letter*